



WESTERN SPRINGS PARK DISTRICT 2023 ANNUAL REPORT



CELEBRATING 100 YEARS OF OUTDOOR FUN



WESTERN SPRINGS PARK BOARD OF COMMISSIONERS



JIM CIRRINCIONE
PRESIDENT



BETH RYAN
VICE PRESIDENT



MARTIN LAGLER
TREASURER



LEANN KILARSKI
COMMISSIONER



MATT KRULL
COMMISSIONER



BRIAN PERKOVICH
COMMISSIONER



DOUG STOLTZ
COMMISSIONER

ABOUT THE DISTRICT



WALT KNAKE
EXECUTIVE DIRECTOR



BARB KARTZMARK
MANAGER OF COMMUNITY
RELATIONSHIPS & EVENTS



DENNIS CONWAY
SUPERINTENDENT
OF PARK



BILL RAFTERY
FOREMAN



NICK POPER
GROUNDSMAN



KIM RASULO
BOARD SECRETARY

The Western Springs Park District is pleased to present the 2023 Annual Report. It provides a financial summary and supplemental community information. A copy of this report can be found on our website at wsparks.org, "about section". The Park District Board of Commissioners and staff serve as stewards of the community in all financial transactions. The District adheres to the highest standard of government financial resource measurement and transparency, while conforming to Generally Accepted Accounting Principles (GAAP). The report the independent Auditor's Report to Management describing findings and recommendations.

Mission The Western Springs Park District provides quality parks and facilities that draw people together for outdoor recreation, fitness, and play. It preserves open spaces for present and future generations.

Values Safety, Sustainability, Cleanliness, Comfort, and Inclusion.

Vision Working together to build the Village of Western Springs into a vibrant, connected, safe and healthy community.

About the District The Western Springs Park District was founded on December 11, 1923, and the first Park Board meeting was held February 6, 1924.

The Park Board consists of 7 elected commissioners serving for 4 years.

Officers including President, Vice President and Treasurer serve for 1 year and are elected by their peers.

Commissioners appoint an Executive Director, Attorney and Secretary. The Executive Director serves as the chief executive officer for the Park District and carries out the policies of the Board.

Presently, the District owns and maintains thirteen park sites totaling 90 acres.

The District employs 5 full-time and 5-8 part time employees.

BY THE NUMBERS

- 17 Sports fields
- 14 Playgrounds
Ball Diamonds
Tennis Courts
- 13 Basketball Courts
- 9 Drinking Fountains
- 7 Picnic Pavilions
- 5 Washroom Facilities
Walking paths
- 4 Pickleball Courts
Fitness Stations
- 2 Batting Cages
Gaga Ball Courts
Ice Skating Rinks (Seasonal)
- 1 In-Line Skate Park
Splash Pad
Warming Pergola
Tree Deck
Flower Garden
Butterfly Garden

13 PARKS **91 ACRES**

FINANCIAL PICTURE 2023



Overview The District's highest priority is to provide the highest return on investment and social good for the residents of Western Springs. Its Net Position (defined as assets plus deferred outflows minus liabilities and deferred inflows) as of 2023 was \$7.310M, down from the previous year (\$7.688M).

Revenue & Financing - How the District is Funded. Revenues for the 2023 from government funds were 1.351M compared to \$1.499M in 2022. Cash on hand is \$1.043M, up from the \$1.002M in 2022.

	2022	2023
Total Revenues	1,498,957	1,351,345
Total Expenses	1,432,477	1,564,682
Other Financing Sources	40,258	-
Change	(106,738)	(213,337)
Begin	1,080,166*	1,186,904
End	1,186,902	973,567
End	1,085,902	1,077,874

Sources Taxes are the district's largest revenue source, \$1.055M or 78.31% of total revenues. Property taxes are levied annually by ordinance and adopted by the Board of Commissioners each December.

Charges for services is typically the largest non-tax source depending on grants and donations year to year. Charges for services (user fees) represent 13.94% of total revenues which is up from 9.36% from the previous year due to greater park use.

Grants The District participated in several grants and/or other compensation over the past 3 years (\$2.2M). In 2023, grants total \$12,200 and other compensation was \$26,575.

The District Extended Your Tax \$ with Grants by More Than \$2M

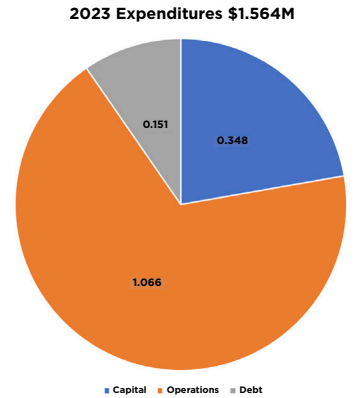
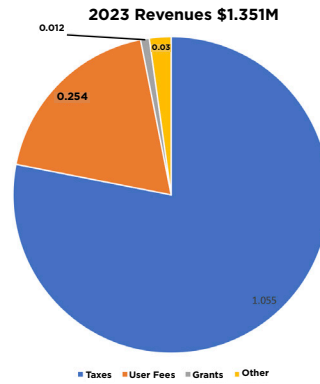
Expenditures - Your \$ at Work. The majority of funds are expended in general administration, recreation facilities, programs, safety, security, maintenance, capital repair and replacement of depreciated capital items.

In 2023 the District expended \$1.725M compared to the prior year, \$1.432M. Current long-term debt, \$1.3M, financed the Spring Rock Park playground renovation completed in 2018 and other capital projects.

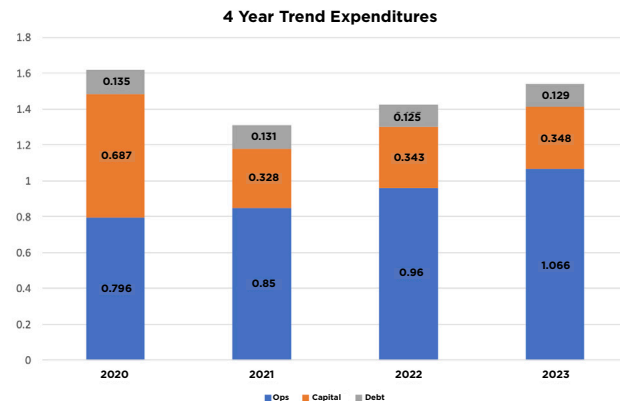
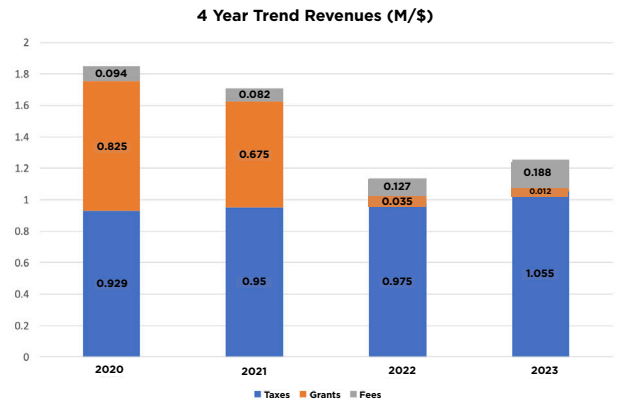
Applications:

- Recreation (Operations) - \$1,065,571 Includes administrative services & park operations.
- Capital - \$348,276 Maintaining high quality and safe infrastructure throughout all 13 parks.
- Debt - \$150,835 Principal and interest payments for long term financing.

On February 14, 2019, Moody's Investor Service upgraded the District's tax rating to "Aa2" from "Aa3"



4 YEAR TRENDS



YOUR MONEY AT WORK

A family in Western Springs pays an average of \$200/year in property tax to the District

Taxing District	% Tax
Western Springs District	1.6
Cook County	7.1
Municipality/Township	17.4
School	69.0


The District has been awarded more than \$2M in grants and compensation over the past 3 years. Essentially no cost funds that extend your tax \$.

What Other Communities Pay

District	Tax Rate (Capped Funds Less Recreation Fund)
Western Springs Park District	0.1050
Burr Ridge Park District	0.0858
Claredon Hills Park District	0.1340
La Grange Park District	0.1860
Bensenville Park District	0.2054
Morton Grove Park District	0.2107
Pleasantdale Park District	0.2260
Rolling Meadows Park District	0.3268
Streamwood Park District	0.3355

2023 was another year of significant improvements at the Western Springs Park District.

- Completion of the Clark Park Playground - \$200k
- Timber Trails Play Element - \$35k
- In-Line Skate Rink - \$10k
- Laidlaw resurface of tennis/pickleball courts - \$15k



Upcoming Project

Western Springs Rotary Pickleball Center at Spring Rock Park

STAY CONNECTED

SOCIAL MEDIA BY THE NUMBERS 2023

Facebook

- 2023 New Followers Gained: 218
- Total Number of Followers: 1,904
- 2023 Total Impressions: 163,352
- 2023 Total Engagements: 8,688 (+35% from 2022)

Instagram

- 2023 New Followers Gained: 233
- Total Number of Followers: 2,050
- 2023 Total Impressions: 156,088 (+19.4% from 2022)
- 2023 Total Engagements: 4,170 (+43% from 2022)

Twitter

- 2023 New Followers Gained: 20
- Total Number of Followers: 286
- 2023 Total Impressions: 15,980
- 2023 Total Engagements: 547

THIS IS HOW WE
CELEBRATED



OUTDOOR FUN ≈ 2023





COMING SOON!

**WESTERN SPRINGS ROTARY PICKLEBALL
CENTER AT SPRING ROCK PARK**



WESTERN SPRINGS PARK DISTRICT

WSPARKS.ORG | 708-246-4225

4400 CENTRAL AVENUE, WESTERN SPRINGS IL, 60558

 @WSPARKDISTRICT

 @WSPARKDISTRICT

 @WESTERNSPRINGSPARKDISTRICT